

Agency of Administration

DEPARTMENT OF TAXES

Kristin L. Clouser, Secretary
Craig Bolio, Commissioner

Fiscal Year 2023 Budget Request



Photo: Ricker Pond, Groton, VT

Fiscal Year 2023 Budget Request

Agency of Administration

**D E P A R T M E N T O F
T A X E S**

Kristin L. Clouser, Secretary

Craig Bolio, Commissioner,

Rebecca Sameroff, Deputy Tax Commissioner

Andrew Stein, Chief Operating Officer

Sharon Asay, Tax Finance Director

Budget Development

Holly S. Anderson, AoA Chief Financial Officer

Brenda Berry, AoA Deputy Chief Financial Officer

Jason Pinard, Financial Director II

Shawn Benham, Financial Director II

*Fiscal Year 2023 Budget Request
table of contents*

Agency of Administration

**D E P A R T M E N T O F
T A X E S**

Governor’s FY2023 Recommend, Summary & Highlights	4
FY2022 to FY2023 Crosswalk	7
Program Performance Measures Budget Reports	12
Budget Rollup Report	14
Budget Detail Report	16
Personnel Summary Reports & Organizational Charts	24
Interdepartmental Transfers Receipts Report	39
Grants to Non-State Government Entities Report	40

Vermont Department of Taxes FY 2023 Budget

Our Core Values

 Service	 Integrity	 Growth	 Community
<p>We lean into problem solving.</p> <p>We are responsive to taxpayers, and we listen.</p> <p>We treat each taxpayer fairly.</p> <p>We provide reliable, clear communication and guidance.</p> <p>We promote voluntary compliance to reduce the tax gap.</p>	<p>We keep systems and confidential information secure.</p> <p>We set realistic expectations and follow through when we say we will do something.</p> <p>We collect the correct amount of tax.</p> <p>We hold ourselves accountable.</p> <p>We provide honest and accurate information.</p>	<p>We work together to adapt to new challenges and continuously improve.</p> <p>We provide a solid career path and communicate with staff to meet goals and recognize accomplishments.</p> <p>We provide educational opportunities to foster an environment that promotes professional and personal growth.</p>	<p>We work as one team across the Department.</p> <p>We encourage asking for and accepting help when needed.</p> <p>We treat all people with kindness.</p> <p>We value difference of thought, experience, and culture.</p> <p>We work across agencies towards common goals.</p>

Vermont Department of Taxes FY 2023 Budget

Mission

Our mission is to serve Vermonters by administering our tax laws fairly and efficiently to help taxpayers understand and comply with their state tax obligations.

Be a model for service-oriented tax administration

Our Goals

Service-oriented tax administration improves compliance rates, increases taxpayer satisfaction, and enhances engagement with our community. By helping Vermont's taxpayers understand their tax liabilities and making tax filing and payment as easy as possible, we enable our taxpayers to meet their tax obligations, supporting the voluntary reporting structure that is the bedrock of the U.S. tax system. We strive to provide user friendly systems, clear guidance, and easy ways to contact the Department when taxpayers need help.

Reduce the tax gap

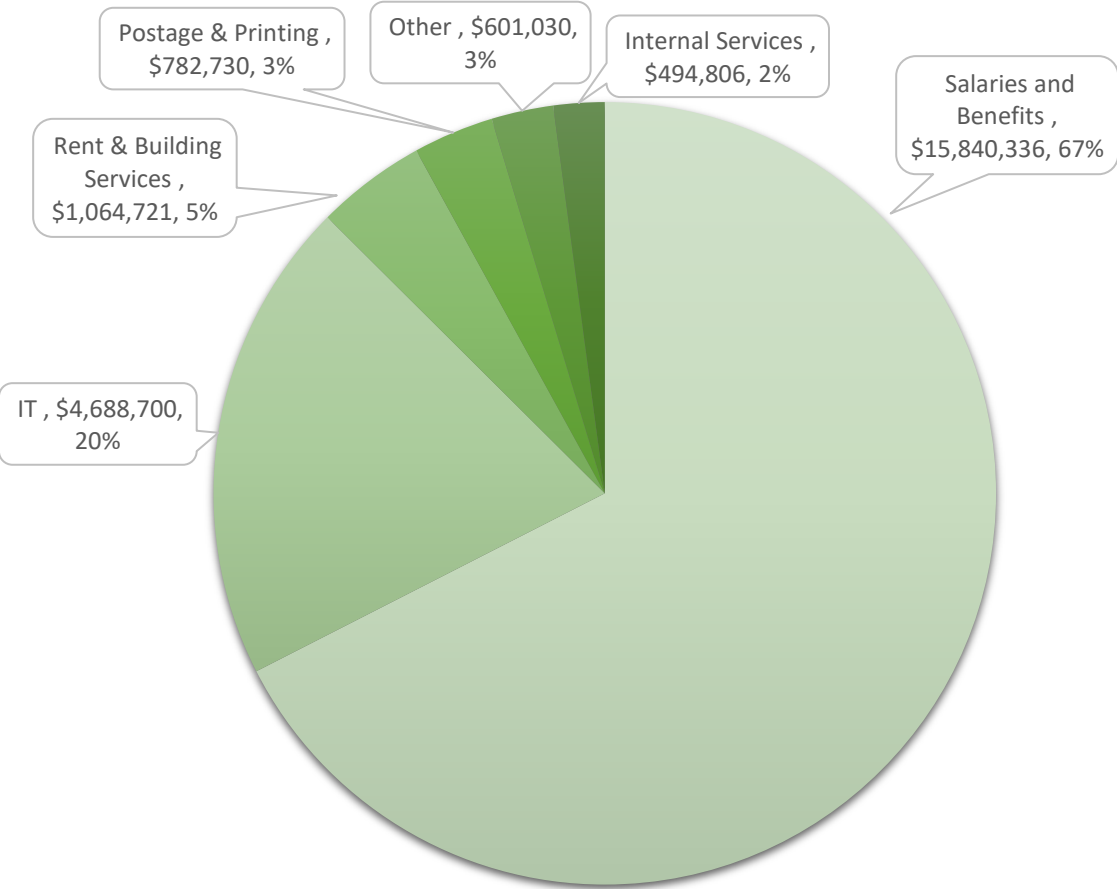
The tax gap represents the difference between the amount of taxes that should have been paid to Vermont and the amount that was paid. Unreported, underreported, and unpaid taxes all contribute to the tax gap. A study released in September 2019 by the IRS estimated the net federal tax compliance rate for tax years 2011-2013 was 85.8%. Scaling this amount to Vermont's tax collection base would result in a Vermont tax gap of over \$300 million annually. Reducing the tax gap involves both promoting voluntary compliance as well as ensuring we effectively and fairly address compliance situations where taxes are not reported and paid voluntarily.

Be the best place to work in Vermont State Government

For us to rise to our mission, we must recruit and retain the most talented workforce possible. Recognizing that our agency is competing with a variety of other organizations, including private sector businesses and other government entities, we must strive to be the employer of choice within Vermont state government. By focusing on employee engagement, morale, and growth opportunities for staff, we can ensure we're providing the highest possible level of government service, as well as a great place to work for Vermonters.

Vermont Department of Taxes FY 2023 Budget

Total Expenses \$22,423,182



Current Initiatives

Implement New Policies

- New Renter Credit
- Cannabis Excise Tax

Adjust Returns for TY2020 Unemployment Exclusion

- Stood up solution to adjust 21,876 PIT returns for retroactive unemployment insurance exclusion.

Launch Vermont Property Information Exchange (VTPIE)

- New statewide property tax IT system

Update organizational values and goals

Transitioned 60% of employees to hybrid work schedule and updated telework framework

Refocus on core mission after standing up unprecedented federal grant programs, adapting to two years of constant policy and deadline changes, and persevering through pandemic adversity.

Vermont Department of Taxes FY 2023 Budget

	General \$\$	Special \$\$	Interdept'l Transfer \$\$	Total \$\$
Approp #1 [1140010000]: FY 2022 Approp	20,382,265	2,006,808	34,109	22,423,182
Other Changes: General Fund Carryforward from FY2021				0
FY 2022 Other Changes	0	0	0	0
Total Approp. After FY 2022 Other Changes	20,382,265	2,006,808	34,109	22,423,182
Salary, Position & Plan Changes	506,215			506,215
Benefit Rate increase	216,579			216,579
Retirement Rate increase	427,989			427,989
Internal Service Fund (ISF) Increases	65,397	6,549		71,946
ADS Service Level Agreement (SLA) Decrease	(210,537)			(210,537)
Other Operating Expenditures Decrease	(128,855)			(128,855)
Increase in Multistate Tax Commission Joint Audit Committee	160,000			160,000
Increased appropriation for spending authority on special funds	(165,031)	165,031		0
Single Audit Allocation Increase	5,804			5,804
Subtotal of Increases/Decreases	877,561	171,580	0	1,049,141
FY 2023 Governor Recommend	21,259,826	2,178,388	34,109	23,472,323

Increases:

- Salaries, Benefits, and Retirement
- Internal Service Fund
- MTC Joint Audit Committee

Decreases:

- ADS Service Level Agreement
- Other Operating Expenditures

Vermont Department of Taxes FY 2023 Budget

Program: Personal Income Tax Administration

Goals:

- Ensure the Personal Income Tax code is administered equitably and efficiently
- Ensure proper amount of tax is paid
- Prevent identity theft and other fraud
- Quickly provide Vermonters with valid tax refunds

Performance Measure	CY 2020	CY2021
Erroneous refunds prevented (\$)	\$7M	\$6.9M
Timely filed refunds issued within 45 days of due date (%)	95%	90%
Refunds issued within 30 days of filing (%)	73%	64%

Vermont Department of Taxes FY 2023 Budget

Program: Property Tax Credit

Goals:

- Provide residential property tax relief to Vermonters
- Prevent improper payments

Performance Measure	CY 2020	CY2021
Property tax adjustments granted(\$)	\$187.8M	\$187.4M
Erroneous adjustments prevented (\$)	\$14.5M	\$14.4M
Claims that require manual review (%)	16%	16%

Vermont Department of Taxes FY 2023 Budget

Program: Renter Rebate*

Goals:

- Provide housing cost relief to Vermont renters
- Prevent improper payments
- Issue valid rebates to Vermonters quickly

**This program will be replaced by the new Renter Credit this year.*

Performance Measure	CY 2020	CY2021
Amount of renter rebates granted(\$)	\$8.1M	\$6.8M
Erroneous rebates prevented (\$)	\$3.4M	\$5.6M
Claims issued within 60 days of filing (%)	77%	73%

Vermont Department of Taxes FY 2023 Budget

Program: Current Use

Goals:

- Provide accurate, equitable, and transparent administration of Current Use reductions
- Ensure timely and accurate determination of program enrollment
- Provide accurate data to issue payments to municipalities for foregone revenue

Performance Measure	CY 2020	CY2021
Amount of savings to landowners (\$)	\$61M	\$66.6M
Applications Processed by April 15 (%)	39%	20%
Average days to process applications	105	155

DEPARTMENT NAME		Financial Info							
Programs	Financial Category	GF \$\$	TF \$\$	Spec F (incl tobacco) \$\$	Fed F \$\$	All other funds \$\$	Total funds \$\$	Authorized Positions (if available)	\$ Amounts granted out (if available)
PROGRAM NAME									
Personal Income Tax Administration	FY 2021 Actual expenditures	\$ 6,438,263.78	\$ -	\$ -	\$ -	\$ -	\$ 6,438,263.78	0	\$ -
	FY 2022 estimated expenditures (including requested budget adjustments)	\$ 7,147,748.41	\$ -	\$ -	\$ -	\$ -	\$ 7,147,748.41	0	\$ -
	FY 2023 Budget Request for Governor's Recommendation	\$ 7,455,495.63	\$ -	\$ -	\$ -	\$ -	\$ 7,455,495.63	0	\$ -
PROGRAM NAME									
Property Tax Credit	FY 2021 Actual expenditures	\$ 457,831.08	\$ -	\$ -	\$ -	\$ -	\$ 457,831.08	0	\$ 16,766,496.98
	FY 2022 estimated expenditures (including requested budget adjustments)	\$ 508,283.21	\$ -	\$ -	\$ -	\$ -	\$ 508,283.21	0	\$ 18,600,000.00
	FY 2023 Budget Request for Governor's Recommendation	\$ 530,167.41	\$ -	\$ -	\$ -	\$ -	\$ 530,167.41	0	\$ 16,500,000.00
PROGRAM NAME									
Renter Rebate/Credit	FY 2021 Actual expenditures	\$ 470,357.65	\$ -	\$ -	\$ -	\$ -	\$ 470,357.65	0	\$ 7,228,998.15
	FY 2022 estimated expenditures (including requested budget adjustments)	\$ 522,190.19	\$ -	\$ -	\$ -	\$ -	\$ 522,190.19	0	\$ 9,500,000.00
	FY 2023 Budget Request for Governor's Recommendation	\$ 544,673.15	\$ -	\$ -	\$ -	\$ -	\$ 544,673.15	0	\$ 9,500,000.00
PROGRAM NAME									
Current Use	FY 2021 Actual expenditures	\$ 428,248.21	\$ -	\$ 109,260.00	\$ -	\$ -	\$ 537,508.21	0	\$ -
	FY 2022 estimated expenditures (including requested budget adjustments)	\$ 475,440.36	\$ -	\$ 428,933.00	\$ -	\$ -	\$ 904,373.36	0	\$ -
	FY 2023 Budget Request for Governor's Recommendation	\$ 495,910.50	\$ -	\$ 428,933.00	\$ -	\$ -	\$ 924,843.50	0	\$ -
PROGRAM NAME									
General Administration	FY 2021 Actual expenditures	\$ 10,564,423.15	\$ -	\$ 1,251,540.75	\$ 886,392.92	\$ 58,205.00	\$ 12,760,561.82	0	\$ -
	FY 2022 estimated expenditures (including requested budget adjustments)	\$ 11,728,602.83	\$ -	\$ 1,577,875.00	\$ -	\$ 34,109.00	\$ 13,340,586.83	0	\$ -
	FY 2023 Budget Request for Governor's Recommendation	\$ 12,233,579.31	\$ -	\$ 1,749,455.00	\$ -	\$ 34,109.00	\$ 14,017,143.31	0	\$ -
PROGRAM NAME									
Payments in lieu of taxes - correctional facilities	FY 2021 Actual expenditures	\$ -	\$ -	\$ -	\$ -	\$ -	\$ -	0	\$ -
	FY 2022 estimated expenditures (including requested budget adjustments)	\$ -	\$ -	\$ -	\$ -	\$ -	\$ -	0	\$ 40,000.00
	FY 2023 Budget Request for Governor's Recommendation	\$ -	\$ -	\$ -	\$ -	\$ -	\$ -	0	\$ 40,000.00
PROGRAM NAME									
Payments in lieu of taxes - Montpelier	FY 2021 Actual expenditures	\$ -	\$ -	\$ -	\$ -	\$ -	\$ -	0	\$ 184,000.00
	FY 2022 estimated expenditures (including requested budget adjustments)	\$ -	\$ -	\$ -	\$ -	\$ -	\$ -	0	\$ 184,000.00
	FY 2023 Budget Request for Governor's Recommendation	\$ -	\$ -	\$ -	\$ -	\$ -	\$ -	0	\$ 184,000.00
PROGRAM NAME									
Payments in lieu of taxes	FY 2021 Actual expenditures	\$ -	\$ -	\$ -	\$ -	\$ -	\$ -	0	\$ 9,182,742.00
	FY 2022 estimated expenditures (including requested budget adjustments)	\$ -	\$ -	\$ -	\$ -	\$ -	\$ -	0	\$ 9,875,251.00
	FY 2023 Budget Request for Governor's Recommendation	\$ -	\$ -	\$ -	\$ -	\$ -	\$ -	0	\$ 9,750,000.00
PROGRAM NAME									
Reappraisal and listing payments	FY 2021 Actual expenditures	\$ -	\$ -	\$ -	\$ -	\$ -	\$ -	0	\$ 3,274,033.00
	FY 2022 estimated expenditures (including requested budget adjustments)	\$ -	\$ -	\$ -	\$ -	\$ -	\$ -	0	\$ 3,349,323.00
	FY 2023 Budget Request for Governor's Recommendation	\$ -	\$ -	\$ -	\$ -	\$ -	\$ -	0	\$ 3,388,000.00
PROGRAM NAME									
Use Tax Reimbursement Fund - Municipal Current Use (Hold Harmless Payments)	FY 2021 Actual expenditures	\$ -	\$ -	\$ -	\$ -	\$ -	\$ -	0	\$ 17,120,500.00
	FY 2022 estimated expenditures (including requested budget adjustments)	\$ -	\$ -	\$ -	\$ -	\$ -	\$ -	0	\$ 17,824,193.00
	FY 2023 Budget Request for Governor's Recommendation	\$ -	\$ -	\$ -	\$ -	\$ -	\$ -	0	\$ 17,800,000.00
	FY 2021 Actuals	\$ 18,359,123.87	\$ -	\$ 1,360,800.75	\$ 886,392.92	\$ 58,205.00	\$ 20,664,522.54	\$ -	\$ 53,756,770.13
	FY 2022 Estimated	\$ 20,382,265.00	\$ -	\$ 2,006,808.00	\$ -	\$ 34,109.00	\$ 22,423,182.00	\$ -	\$ 59,372,767.00
	FY 2023 Budget Request	\$ 21,259,826.00	\$ -	\$ 2,178,388.00	\$ -	\$ 34,109.00	\$ 23,472,323.00	\$ -	\$ 57,162,000.00

Programmatic Performance Measure Report

Attachment A-2

Governmental Unit	Agency of Administration - Department of Taxes
--------------------------	--

Program Name	Personal Income Tax Administration
---------------------	------------------------------------

Program Description	The following performance metrics center around the controls and efficiencies of administering Vermont's Personal Income Tax, especially as it applies to refundable dollars going out the door. The State's Personal Income Tax applies to hundreds of thousands of Vermonters, is the largest source of revenue for the General Fund, and is used to provide key benefits like the Earned Income Tax Credit.
----------------------------	--

Measure Name	Measure Type	Previous Period Value	Current Period Value	Reporting Period
Erroneous refunds prevented (\$)	How Much?	\$7,000,000	\$6,900,000	CY
Timely filed refunds issued within 45 days of due date (%)	How Well?	95%	90%	CY
Refunds issued within 30 days (%)	How Well?	73%	64%	CY

Program Name	Property Tax Credit
---------------------	---------------------

Program Description	Vermont's Property Tax Credit program is used to assist primary homeowners in Vermont pay statewide education property taxes based on their income. Resident households with 2021 incomes less than roughly \$140,000 may be eligible for a property tax credit to reduce what they would otherwise owe in property taxes.
----------------------------	--

Measure Name	Measure Type	Previous Period Value	Current Period Value	Reporting Period
Amount of property tax adjustments granted (\$)	How Much?	\$187,800,000	\$187,400,000	CY
Erroneous adjustments prevented (\$)	How Well?	\$14,500,000	\$14,400,000	CY
Claims that require manual review (%)	How Well?	16%	16%	CY

Program Name	Renter Rebate (to be replaced by new Renter Credit)
---------------------	---

Program Description	Vermont's Renter Rebate program has long been administered by the Tax Department as part of the Personal Income Tax filing process to assist lower-income Vermonters with the cost of rent. It is being replaced in 2021 with a new Renter Credit with more inclusive eligibility criteria, a more accessible form, new income limits, and a smooth phaseout for eligibility.
----------------------------	---

Measure Name	Measure Type	Previous Period Value	Current Period Value	Reporting Period
Amount of renter rebates granted (\$)	How Much?	\$8,100,000	\$6,800,000	CY
Erroneous rebates prevented (\$)	How Well?	\$3,400,000	\$5,600,000	CY
Percentage of claims issued within 60 days (%)	How Well?	77%	73%	CY

Program Name	Current Use
---------------------	-------------

Program Description	Vermont's Current Use program aims to encourage and conserve Vermont's productive forest and agricultural lands. It is administered by the Department of Taxes' Division of Property Valuation and Review. As of January 2020, 2,531,733 acres, 15,669 landowners, and 19,259 parcels were enrolled in Current use.
----------------------------	---

Measure Name	Measure Type	Previous Period Value	Current Period Value	Reporting Period
Amount of savings to landowners (\$)	Better Off?	\$61,000,000	\$66,600,000	CY
Applications processed by April 15 (%)	How Well?	39%	20%	CY
Average days for Tax Dept processing	How Well?	105	155	CY

**State of Vermont
Budget Rollup Report**

Organization: 1140010000 - Tax - Administration/Collection

Budget Object Group: 1. PERSONAL SERVICES

Budget Object Rollup Name	FY2021 Actuals	FY2022 Original As Passed Budget	FY2022 Governor's BAA Recommended Budget	FY2023 Governor's Recommended Budget	Difference Between FY2023 Governor's Recommend and FY2022 As Passed	Percent Change FY2023 Governor's Recommend and FY2022 As Passed
Salaries and Wages	9,143,525	9,529,054	9,529,054	9,922,522	393,468	4.1%
Fringe Benefits	4,679,471	5,120,180	5,120,180	5,888,514	768,334	15.0%
Contracted and 3rd Party Service	1,036,372	1,570,562	1,570,562	1,730,562	160,000	10.2%
PerDiem and Other Personal Services	30,909	139,800	139,800	139,800	0	0.0%
Budget Object Group Total: 1. PERSONAL SERVICES	14,890,277	16,359,596	16,359,596	17,681,398	1,321,802	8.1%

Budget Object Group: 2. OPERATING

Budget Object Rollup Name	FY2021 Actuals	FY2022 Original As Passed Budget	FY2022 Governor's BAA Recommended Budget	FY2023 Governor's Recommended Budget	Difference Between FY2023 Governor's Recommend and FY2022 As Passed	Percent Change FY2023 Governor's Recommend and FY2022 As Passed
Equipment	2,860	3,817	3,817	3,817	0	0.0%
IT/Telecom Services and Equipment	3,561,992	3,397,349	3,397,349	3,181,138	(216,211)	-6.4%
IT Repair and Maintenance Services	44,563	44,950	44,950	44,950	0	0.0%
Other Operating Expenses	202,999	379,842	379,842	256,791	(123,051)	-32.4%
Other Rental	11,217	18,000	18,000	18,000	0	0.0%
Other Purchased Services	1,057,454	1,062,475	1,062,475	1,104,445	41,970	4.0%
Property and Maintenance	10,399	83,040	83,040	83,040	0	0.0%
Property Rental	816,450	891,100	891,100	915,731	24,631	2.8%
Supplies	46,514	114,450	114,450	114,450	0	0.0%
Travel	15,608	68,563	68,563	68,563	0	0.0%
Budget Object Group Total: 2. OPERATING	5,770,056	6,063,586	6,063,586	5,790,925	(272,661)	-4.5%

**State of Vermont
Budget Rollup Report**

Organization: 1140010000 - Tax - Administration/Collection

Budget Object Group: 3. GRANTS

Budget Object Rollup Name	FY2021 Actuals			FY2023 Governor's Recommended Budget	Difference Between FY2023 Governor's Recommend and As Passed	Percent Change FY2023 Governor's Recommend and As Passed
Grants Rollup	4,189	0	0	0	0	0.0%
Budget Object Group Total: 3. GRANTS	4,189	0	0	0		0.0%

Total Expenditures	20,664,522	22,423,182	22,423,182	23,472,323	1,049,141	4.7%
---------------------------	-------------------	-------------------	-------------------	-------------------	------------------	-------------

Fund Name	FY2021 Actuals	FY2022 Original As Passed Budget	FY2022 Governor's BAA Recommended Budget	FY2023 Governor's Recommended Budget	Difference Between FY2023 Governor's Recommend and FY2022 As Passed	Percent Change FY2023 Governor's Recommend and FY2022 As Passed
General Funds	18,359,124	20,382,265	20,382,265	21,259,826	877,561	4.3%
Special Fund	1,360,801	2,006,808	2,006,808	2,178,388	171,580	8.5%
Coronavirus Relief Fund	886,393	0	0	0	0	0.0%
IDT Funds	58,205	34,109	34,109	34,109	0	0.0%
Funds Total	20,664,522	22,423,182	22,423,182	23,472,323	1,049,141	4.7%

Position Count	148
FTE Total	148

**State of Vermont
Budget Detail Report**

Organization: 1140010000 - Tax - Administration/Collection

Budget Object Group: 1. PERSONAL SERVICES

Salaries and Wages		FY2021 Actuals	FY2022 Original As Passed Budget	FY2022 Governor's BAA Recommended Budget	FY2023 Governor's Recommended Budget	Difference Between FY2023 Governor's Recommend and FY2022 As Passed	Percent Change FY2023 Governor's Recommend and FY2022 As Passed
Description	Code						
Classified Employees	500000	9,104,804	8,509,025	8,509,025	8,835,007	325,982	3.8%
Exempt	500010	0	1,084,729	1,084,729	1,152,215	67,486	6.2%
Temporary Employees	500040	0	270,000	270,000	270,000	0	0.0%
Overtime	500060	38,721	15,300	15,300	15,300	0	0.0%
Shift Differential	500070	0	0	0	0	0	0.0%
Vacancy Turnover Savings	508000	0	(350,000)	(350,000)	(350,000)	0	0.0%
Total: Salaries and Wages		9,143,525	9,529,054	9,529,054	9,922,522	393,468	4.1%

Fringe Benefits		FY2021 Actuals	FY2022 Original As Passed Budget	FY2022 Governor's BAA Recommended Budget	FY2023 Governor's Recommended Budget	Difference Between FY2023 Governor's Recommend and FY2022 As Passed	Percent Change FY2023 Governor's Recommend and FY2022 As Passed
Description	Code						
FICA - Classified Employees	501000	672,388	650,942	650,942	675,879	24,937	3.8%
FICA - Exempt	501010	0	82,981	82,981	88,142	5,161	6.2%
Health Ins - Classified Empl	501500	1,901,892	1,911,372	1,911,372	2,183,023	271,651	14.2%
Health Ins - Exempt	501510	0	196,860	196,860	191,657	(5,203)	-2.6%
Retirement - Classified Empl	502000	1,900,592	1,813,083	1,813,083	2,241,072	427,989	23.6%
Retirement - Exempt	502010	0	222,243	222,243	245,048	22,805	10.3%
Dental - Classified Employees	502500	107,519	107,844	107,844	109,184	1,340	1.2%
Dental - Exempt	502510	0	9,196	9,196	9,383	187	2.0%
Life Ins - Classified Empl	503000	30,758	29,448	29,448	36,758	7,310	24.8%
Life Ins - Exempt	503010	0	4,078	4,078	5,144	1,066	26.1%
LTD - Classified Employees	503500	2,002	1,682	1,682	2,198	516	30.7%
LTD - Exempt	503510	0	2,495	2,495	1,935	(560)	-22.4%
EAP - Classified Empl	504000	4,371	4,384	4,384	4,488	104	2.4%
EAP - Exempt	504010	0	384	384	396	12	3.1%

**State of Vermont
Budget Detail Report**

Organization: 1140010000 - Tax - Administration/Collection

		FY2021 Actuals	FY2022 Original As Passed Budget	FY2022 Governor's BAA Recommended Budget	FY2023 Governor's Recommended Budget	Difference Between FY2023 Governor's Recommend and FY2022 As Passed	Percent Change FY2023 Governor's Recommend and FY2022 As Passed
Contracted and 3rd Party Service							
Employee Tuition Costs	504530	273	2,000	2,000	2,000	0	0.0%
Workers Comp - Ins Premium	505200	46,610	54,488	54,488	65,507	11,019	20.2%
Unemployment Compensation	505500	13,066	26,700	26,700	26,700	0	0.0%
Total: Fringe Benefits		4,679,471	5,120,180	5,120,180	5,888,514	768,334	15.0%

		FY2021 Actuals	FY2022 Original As Passed Budget	FY2022 Governor's BAA Recommended Budget	FY2023 Governor's Recommended Budget	Difference Between FY2023 Governor's Recommend and FY2022 As Passed	Percent Change FY2023 Governor's Recommend and FY2022 As Passed
Contracted and 3rd Party Service							
Description	Code						
Contr&3Rd Pty-Educ & Training	507350	59,667	18,000	18,000	18,000	0	0.0%
IT Contracts - Project Managment	507542	0	0	0	0	0	0.0%
Contr&3Rd Pty - Info Tech	507550	870,964	1,507,562	1,507,562	1,507,562	0	0.0%
Other Contr and 3Rd Pty Serv	507600	82,911	0	0	160,000	160,000	100.0%
Recording & Other Fees	507620	22,830	45,000	45,000	45,000	0	0.0%
Total: Contracted and 3rd Party Service		1,036,372	1,570,562	1,570,562	1,730,562	160,000	10.2%

		FY2021 Actuals	FY2022 Original As Passed Budget	FY2022 Governor's BAA Recommended Budget	FY2023 Governor's Recommended Budget	Difference Between FY2023 Governor's Recommend and FY2022 As Passed	Percent Change FY2023 Governor's Recommend and FY2022 As Passed
PerDiem and Other Personal Services							
Description	Code						
Catamount Health Assessment	505700	3,980	9,300	9,300	9,300	0	0.0%
Per Diem	506000	26,559	20,000	20,000	20,000	0	0.0%
Other Pers Serv	506200	0	100,000	100,000	100,000	0	0.0%
Transcripts	506220	292	500	500	500	0	0.0%
Service of Papers	506240	79	10,000	10,000	10,000	0	0.0%
Total: PerDiem and Other Personal Services		30,909	139,800	139,800	139,800	0	0.0%

Total: 1. PERSONAL SERVICES		14,890,277	16,359,596	16,359,596	17,681,398	1,321,802	8.1%
------------------------------------	--	-------------------	-------------------	-------------------	-------------------	------------------	-------------

**State of Vermont
Budget Detail Report**

Organization: 1140010000 - Tax - Administration/Collection

Budget Object Group: 2. OPERATING

Equipment		FY2021 Actuals	FY2022 Original As Passed Budget	FY2022 Governor's BAA Recommended Budget	FY2023 Governor's Recommended Budget	Difference Between FY2023 Governor's Recommend and FY2022 As Passed	Percent Change FY2023 Governor's Recommend and FY2022 As Passed
Description	Code						
Furniture & Fixtures	522700	2,860	3,817	3,817	3,817	0	0.0%
Total: Equipment		2,860	3,817	3,817	3,817	0	0.0%

IT/Telecom Services and Equipment		FY2021 Actuals	FY2022 Original As Passed Budget	FY2022 Governor's BAA Recommended Budget	FY2023 Governor's Recommended Budget	Difference Between FY2023 Governor's Recommend and FY2022 As Passed	Percent Change FY2023 Governor's Recommend and FY2022 As Passed
Description	Code						
Software-License-ApplicaSupprt	516551	0	10,857	10,857	10,857	0	0.0%
Software-License-Security	516554	89	0	0	0	0	0.0%
ADS VOIP Expense	516605	98,559	0	0	0	0	0.0%
Internet	516620	3,680	4,000	4,000	4,000	0	0.0%
Telecom-Telephone Services	516652	996	30,000	30,000	30,000	0	0.0%
Telecom-Toll Free Phone Serv	516657	2,412	5,000	5,000	5,000	0	0.0%
Telecom-Wireless Phone Service	516659	23,161	25,000	25,000	25,000	0	0.0%
ADS Enterp App Supp SOV Emp Exp	516660	758,041	994,160	994,160	783,623	(210,537)	-21.2%
ADS App Support SOV Emp Exp	516661	0	961,561	961,561	961,561	0	0.0%
ADS End User Computing Exp.	516662	1,969,821	0	0	0	0	0.0%
ADS Hosting Charges	516663	0	689,170	689,170	689,170	0	0.0%
ADS Security SOV Employee Exp.	516665	87,208	0	0	0	0	0.0%
ADS EA SOV Employee Expense	516667	3,520	0	0	0	0	0.0%
It Intsvccost-Vision/Isdassess	516671	142,642	139,437	139,437	137,713	(1,724)	-1.2%
ADS Centrex Exp.	516672	2,219	0	0	0	0	0.0%
ADS PM SOV Employee Expense	516683	94,292	0	0	0	0	0.0%
ADS Allocation Exp.	516685	207,834	182,413	182,413	178,463	(3,950)	-2.2%
ADS ACD Exp.	516686	0	145,251	145,251	145,251	0	0.0%
Software as a Service	519085	0	0	0	0	0	0.0%
Hw - Computer Peripherals	522201	22,079	0	0	0	0	0.0%

**State of Vermont
Budget Detail Report**

Organization: 1140010000 - Tax - Administration/Collection

		FY2021 Actuals	FY2022 Original As Passed Budget	FY2022 Governor's BAA Recommended Budget	FY2023 Governor's Recommended Budget	Difference Between FY2023 Governor's Recommend and FY2022 As Passed	Percent Change FY2023 Governor's Recommend and FY2022 As Passed
IT/Telecom Services and Equipment							
Hardware - Desktop & Laptop Pc	522216	59,746	40,000	40,000	40,000	0	0.0%
Hw - Printers,Copiers,Scanners	522217	3,193	9,500	9,500	9,500	0	0.0%
Hardware - Data Network	522273	0	0	0	0	0	0.0%
Software - Application Support	522284	0	0	0	0	0	0.0%
Software-Security	522288	82,500	161,000	161,000	161,000	0	0.0%
Total: IT/Telecom Services and Equipment		3,561,992	3,397,349	3,397,349	3,181,138	(216,211)	-6.4%

		FY2021 Actuals	FY2022 Original As Passed Budget	FY2022 Governor's BAA Recommended Budget	FY2023 Governor's Recommended Budget	Difference Between FY2023 Governor's Recommend and FY2022 As Passed	Percent Change FY2023 Governor's Recommend and FY2022 As Passed
IT Repair and Maintenance Services							
Description	Code						
Repair & Maint - Office Tech	513010	36,697	44,950	44,950	44,950	0	0.0%
Software-Rep&Maint-Security	513053	7,866	0	0	0	0	0.0%
Total: IT Repair and Maintenance Services		44,563	44,950	44,950	44,950	0	0.0%

		FY2021 Actuals	FY2022 Original As Passed Budget	FY2022 Governor's BAA Recommended Budget	FY2023 Governor's Recommended Budget	Difference Between FY2023 Governor's Recommend and FY2022 As Passed	Percent Change FY2023 Governor's Recommend and FY2022 As Passed
Other Operating Expenses							
Description	Code						
Other Operating Expense	523199	0	128,855	128,855	0	(128,855)	-100.0%
Single Audit Allocation	523620	184,279	230,987	230,987	236,791	5,804	2.5%
Registration & Identification	523640	18,720	20,000	20,000	20,000	0	0.0%
Total: Other Operating Expenses		202,999	379,842	379,842	256,791	(123,051)	-32.4%

**State of Vermont
Budget Detail Report**

Organization: 1140010000 - Tax - Administration/Collection

Other Rental		FY2021 Actuals	FY2022 Original As Passed Budget	FY2022 Governor's BAA Recommended Budget	FY2023 Governor's Recommended Budget	Difference Between FY2023 Governor's Recommend and FY2022 As Passed	Percent Change FY2023 Governor's Recommend and FY2022 As Passed
Description	Code						
Rental - Auto	514550	10,517	18,000	18,000	18,000	0	0.0%
Rental - Office Equipment	514650	700	0	0	0	0	0.0%
Total: Other Rental		11,217	18,000	18,000	18,000	0	0.0%

Other Purchased Services		FY2021 Actuals	FY2022 Original As Passed Budget	FY2022 Governor's BAA Recommended Budget	FY2023 Governor's Recommended Budget	Difference Between FY2023 Governor's Recommend and FY2022 As Passed	Percent Change FY2023 Governor's Recommend and FY2022 As Passed
Description	Code						
Insurance Other Than Empl Bene	516000	7,960	3,855	3,855	11,922	8,067	209.3%
Insurance - General Liability	516010	41,294	46,702	46,702	67,051	20,349	43.6%
Dues	516500	56,575	48,500	48,500	48,500	0	0.0%
Licenses	516550	1,978	1,200	1,200	1,200	0	0.0%
Advertising-Print	516813	0	0	0	0	0	0.0%
Advertising - Job Vacancies	516820	0	0	0	0	0	0.0%
Trade Shows & Events	516870	0	3,000	3,000	3,000	0	0.0%
Printing and Binding	517000	51,666	45,900	45,900	45,900	0	0.0%
Printing & Binding-Bgs Copy Ct	517005	144,957	143,500	143,500	143,500	0	0.0%
Photocopying	517020	929	0	0	0	0	0.0%
Registration For Meetings&Conf	517100	4,075	10,000	10,000	10,000	0	0.0%
Empl Train & Background Checks	517120	253	0	0	0	0	0.0%
Postage	517200	316,760	341,330	341,330	341,330	0	0.0%
Postage - Bgs Postal Svcs Only	517205	237,728	250,000	250,000	250,000	0	0.0%
Freight & Express Mail	517300	1,732	0	0	0	0	0.0%
Instate Conf, Meetings, Etc	517400	0	0	0	0	0	0.0%
Other Purchased Services	519000	0	0	0	0	0	0.0%
Agency Fee	519005	50,470	50,470	50,470	50,470	0	0.0%
Human Resources Services	519006	109,259	115,018	115,018	128,572	13,554	11.8%
Security Services	519025	27,944	0	0	0	0	0.0%
Moving State Agencies	519040	3,875	3,000	3,000	3,000	0	0.0%
Total: Other Purchased Services		1,057,454	1,062,475	1,062,475	1,104,445	41,970	4.0%

**State of Vermont
Budget Detail Report**

Organization: 1140010000 - Tax - Administration/Collection

Property and Maintenance		FY2021 Actuals	FY2022 Original As Passed Budget	FY2022 Governor's BAA Recommended Budget	FY2023 Governor's Recommended Budget	Difference Between FY2023 Governor's Recommend and FY2022 As Passed	Percent Change FY2023 Governor's Recommend and FY2022 As Passed
Description	Code						
Recycling	510220	3,492	6,000	6,000	6,000	0	0.0%
Custodial	510400	1,966	2,040	2,040	2,040	0	0.0%
Repair & Maint - Buildings	512000	4,941	75,000	75,000	75,000	0	0.0%
Total: Property and Maintenance		10,399	83,040	83,040	83,040	0	0.0%

Property Rental		FY2021 Actuals	FY2022 Original As Passed Budget	FY2022 Governor's BAA Recommended Budget	FY2023 Governor's Recommended Budget	Difference Between FY2023 Governor's Recommend and FY2022 As Passed	Percent Change FY2023 Governor's Recommend and FY2022 As Passed
Description	Code						
Rent Land & Bldgs-Office Space	514000	21,129	21,150	21,150	21,150	0	0.0%
Fee-For-Space Charge	515010	795,321	869,950	869,950	894,581	24,631	2.8%
Total: Property Rental		816,450	891,100	891,100	915,731	24,631	2.8%

Supplies		FY2021 Actuals	FY2022 Original As Passed Budget	FY2022 Governor's BAA Recommended Budget	FY2023 Governor's Recommended Budget	Difference Between FY2023 Governor's Recommend and FY2022 As Passed	Percent Change FY2023 Governor's Recommend and FY2022 As Passed
Description	Code						
Office Supplies	520000	21,731	24,000	24,000	24,000	0	0.0%
Stationary & Envelopes	520015	0	2,000	2,000	2,000	0	0.0%
Gasoline	520110	0	0	0	0	0	0.0%
Other General Supplies	520500	228	0	0	0	0	0.0%
Cloth & Clothing	520520	0	0	0	0	0	0.0%
Food	520700	615	1,650	1,650	1,650	0	0.0%
Books&Periodicals-Library/Educ	521500	130	0	0	0	0	0.0%
Subscriptions	521510	23,811	86,800	86,800	86,800	0	0.0%
Total: Supplies		46,514	114,450	114,450	114,450	0	0.0%

**State of Vermont
Budget Detail Report**

Organization: 1140010000 - Tax - Administration/Collection

Travel		FY2021 Actuals	FY2022 Original As Passed Budget	FY2022 Governor's BAA Recommended Budget	FY2023 Governor's Recommended Budget	Difference Between FY2023 Governor's Recommend and FY2022 As Passed	Percent Change FY2023 Governor's Recommend and FY2022 As Passed
Description	Code						
Travel-Inst-Auto Mileage-Emp	518000	11,289	45,000	45,000	45,000	0	0.0%
Travel-Inst-Other Transp-Emp	518010	1,176	5,000	5,000	5,000	0	0.0%
Travel-Inst-Meals-Emp	518020	0	150	150	150	0	0.0%
Travel-Inst-Lodging-Emp	518030	0	200	200	200	0	0.0%
Travel-Inst-Incidentals-Emp	518040	4	200	200	200	0	0.0%
Travel-Inst-Auto Mileage-Nonemp	518300	129	263	263	263	0	0.0%
Travel-Inst-Meals-Nonemp	518320	0	750	750	750	0	0.0%
Conference - Instate - Non Emp	518350	0	0	0	0	0	0.0%
Travel-Outst-Auto Mileage-Emp	518500	68	2,000	2,000	2,000	0	0.0%
Travel-Outst-Other Transp-Emp	518510	2,250	4,500	4,500	4,500	0	0.0%
Travel-Outst-Meals-Emp	518520	0	1,000	1,000	1,000	0	0.0%
Travel-Outst-Lodging-Emp	518530	693	9,000	9,000	9,000	0	0.0%
Travel-Outst-Incidentals-Emp	518540	0	500	500	500	0	0.0%
Total: Travel		15,608	68,563	68,563	68,563	0	0.0%
Total: 2. OPERATING		5,770,056	6,063,586	6,063,586	5,790,925	(272,661)	-4.5%

Budget Object Group: 3. GRANTS

Grants Rollup		FY2021 Actuals			FY2023 Governor's Recommended Budget	Difference Between FY2023 Governor's Recommend and As Passed	Percent Change FY2023 Governor's Recommend and As Passed
Description	Code						
Grants To Municipalities	550000	947	0	0	0	0	0.0%
Other Grants	550500	3,242	0	0	0	0	0.0%
Total: Grants Rollup		4,189	0	0	0	0	0.0%
Total: 3. GRANTS		4,189	0	0	0	0	0.0%
Total Expenditures		20,664,522	22,423,182	22,423,182	23,472,323	1,049,141	4.7%

**State of Vermont
Budget Detail Report**

Organization: 1140010000 - Tax - Administration/Collection

Fund Name	Fund Code	FY2021 Actuals	FY2022 Original As Passed Budget	FY2022 Governor's BAA Recommended Budget	FY2023 Governor's Recommended Budget	Difference Between FY2023 Governor's Recommend and FY2022 As Passed	Percent Change FY2023 Governor's Recommend and FY2022 As Passed
General Fund	10000	18,359,124	20,382,265	20,382,265	21,259,826	877,561	4.3%
Inter-Unit Transfers Fund	21500	58,205	34,109	34,109	34,109	0	0.0%
Tax-Miscellaneous Fees	21590	498,549	505,453	505,453	494,578	(10,875)	-2.2%
Tax-Local Option Process Fees	21591	752,992	1,072,422	1,072,422	1,254,877	182,455	17.0%
Tax-Current Use Admin	21594	109,260	428,933	428,933	428,933	0	0.0%
Coronavirus Relief Fund	22045	886,393	0	0	0	0	0.0%
Funds Total		20,664,522	22,423,182	22,423,182	23,472,323	1,049,141	4.7%
Position Count					148		
FTE Total					148.00		

Position Summary Report

1140010000-Tax - Administration/Collection

Position Number	Classification	FTE	Count	Gross Salary	State Benefits	Federally Mandated	Total
080001	089030 - Financial Specialist II	1.00	1	57,637	34,345	4,409	96,391
080002	040100 - Director Taxpayer Services	1.00	1	108,555	47,767	8,304	164,626
080004	548900 - Asst Dir Property Val & Review	1.00	1	67,850	38,070	5,191	111,111
080006	037700 - Tax Examiner II	1.00	1	42,328	11,892	3,238	57,458
080010	551600 - VTax Support Coordinator	1.00	1	60,195	34,709	4,605	99,509
080011	548500 - Taxpayer Services Sec Chief	1.00	1	84,614	41,360	6,473	132,447
080012	089190 - Administrative Srvc Tech III	1.00	1	53,269	23,974	4,075	81,318
080014	089210 - Administrative Srvc Tech IV	1.00	1	60,882	38,788	4,658	104,328
080015	037800 - Tax Examiner III	1.00	1	50,357	32,452	3,852	86,661
080017	039201 - Tax Examiner V	1.00	1	76,627	39,283	5,862	121,772
080020	037800 - Tax Examiner III	1.00	1	45,011	32,094	3,444	80,549
080021	089210 - Administrative Srvc Tech IV	1.00	1	40,394	30,884	3,090	74,368
080022	039201 - Tax Examiner V	1.00	1	61,859	16,117	4,732	82,708
080023	436100 - Tax Compliance Officer II	1.00	1	47,091	22,367	3,603	73,061
080025	038420 - PVR Program Manager	1.00	1	76,960	46,297	5,888	129,145
080026	089190 - Administrative Srvc Tech III	1.00	1	53,269	33,210	4,075	90,554
080028	208801 - Business Analyst - Tax	1.00	1	81,349	41,603	6,224	129,176
080031	551600 - VTax Support Coordinator	1.00	1	62,213	35,223	4,759	102,195
080032	036601 - Tax Compliance Section Chief	1.00	1	86,549	48,790	6,621	141,960
080035	062400 - Property Valuation Ops Chief	1.00	1	81,806	40,630	6,258	128,694
080036	239500 - Senior Fiscal Analyst	1.00	1	84,323	21,957	6,451	112,731
080038	551600 - VTax Support Coordinator	1.00	1	59,280	41,699	4,535	105,514
080039	089030 - Financial Specialist II	1.00	1	54,579	24,314	4,175	83,068
080040	089240 - Administrative Srvc Cord III	1.00	1	60,195	41,938	4,605	106,738
080041	039200 - Tax Examiner IV	1.00	1	55,037	24,433	4,210	83,680
080042	500090 - Tax Field Audit Section Chief	1.00	1	74,298	39,757	5,683	119,738
080046	036300 - Tax Compliance Officer III	1.00	1	66,227	43,174	5,066	114,467
080047	039201 - Tax Examiner V	1.00	1	63,960	17,516	4,893	86,369
080049	551600 - VTax Support Coordinator	1.00	1	58,323	15,197	4,462	77,982

Position Summary Report

1140010000-Tax - Administration/Collection

Position Number	Classification	FTE	Count	Gross Salary	State Benefits	Federally Mandated	Total
080050	548550 - Taxpayer Serv Review Sec Chief	1.00	1	79,082	41,009	6,050	126,141
080051	036601 - Tax Compliance Section Chief	1.00	1	69,784	29,717	5,339	104,840
080052	028700 - Tax Field Auditor II	1.00	1	53,310	40,147	4,078	97,535
080053	028500 - Tax Field Auditor IV	1.00	1	76,960	30,134	5,888	112,982
080055	062300 - Prop Valu Dist Advisor	1.00	1	54,766	33,598	4,190	92,554
080056	555001 - Research Economist	1.00	1	63,523	28,438	4,859	96,820
080058	436100 - Tax Compliance Officer II	1.00	1	47,091	22,367	3,603	73,061
080059	037200 - Tax Field Auditor III	1.00	1	65,998	36,520	5,049	107,567
080062	208801 - Business Analyst - Tax	1.00	1	74,859	29,212	5,726	109,797
080064	549400 - Property Tax Specialist I	1.00	1	48,256	22,670	3,692	74,618
080065	436100 - Tax Compliance Officer II	1.00	1	52,042	32,891	3,982	88,915
080067	028500 - Tax Field Auditor IV	1.00	1	86,174	48,692	6,593	141,459
080070	039200 - Tax Examiner IV	1.00	1	55,037	14,920	4,210	74,167
080071	089240 - Administrative Srvc Cord III	1.00	1	65,998	43,447	5,049	114,494
080073	028900 - Taxpayer Advocate	1.00	1	76,960	29,748	5,888	112,596
080077	089210 - Administrative Srvc Tech IV	1.00	1	53,061	23,920	4,059	81,040
080081	534900 - Business Appl Support Manager	1.00	1	92,685	49,921	7,090	149,696
080083	039201 - Tax Examiner V	1.00	1	57,949	35,478	4,433	97,860
080085	037800 - Tax Examiner III	1.00	1	60,861	35,184	4,655	100,700
080086	042000 - Tax Policy Analyst	1.00	1	81,806	35,695	6,258	123,759
080090	037800 - Tax Examiner III	1.00	1	48,797	31,802	3,733	84,332
080091	037800 - Tax Examiner III	1.00	1	50,357	13,126	3,852	67,335
080093	037200 - Tax Field Auditor III	1.00	1	65,998	18,047	5,049	89,094
080094	037200 - Tax Field Auditor III	1.00	1	59,842	16,146	4,578	80,566
080095	028500 - Tax Field Auditor IV	1.00	1	83,678	48,043	6,401	138,122
080097	548500 - Taxpayer Services Sec Chief	1.00	1	76,669	39,294	5,865	121,828
080102	036300 - Tax Compliance Officer III	1.00	1	56,930	41,088	4,355	102,373
080103	039201 - Tax Examiner V	1.00	1	63,960	26,753	4,893	95,606
080104	039201 - Tax Examiner V	1.00	1	59,842	41,846	4,578	106,266

Position Summary Report

1140010000-Tax - Administration/Collection

Position Number	Classification	FTE	Count	Gross Salary	State Benefits	Federally Mandated	Total
080105	037800 - Tax Examiner III	1.00	1	59,197	41,678	4,528	105,403
080106	089190 - Administrative Svcs Tech III	1.00	1	51,792	23,589	3,962	79,343
080107	089150 - Financial Director III	1.00	1	105,560	39,546	8,076	153,182
080108	089080 - Financial Manager I	1.00	1	72,509	28,613	5,547	106,669
080110	036300 - Tax Compliance Officer III	1.00	1	49,795	39,233	3,809	92,837
080111	036400 - Tax Compliance Officer IV	1.00	1	60,195	35,011	4,605	99,811
080112	036400 - Tax Compliance Officer IV	1.00	1	68,349	27,552	5,229	101,130
080113	039303 - Tax Examiner VI	1.00	1	67,787	36,645	5,186	109,618
080118	039303 - Tax Examiner VI	1.00	1	67,787	27,749	5,186	100,722
080119	478100 - Business Process Manager	1.00	1	81,973	31,026	6,271	119,270
080120	042000 - Tax Policy Analyst	1.00	1	81,806	30,984	6,258	119,048
080122	549500 - Property Tax Specialist III	1.00	1	50,336	33,487	3,851	87,674
080125	208801 - Business Analyst - Tax	1.00	1	63,523	17,402	4,859	85,784
080126	551600 - VTax Support Coordinator	1.00	1	60,195	25,775	4,605	90,575
080128	036300 - Tax Compliance Officer III	1.00	1	55,037	40,596	4,210	99,843
080130	039201 - Tax Examiner V	1.00	1	57,949	34,426	4,433	96,808
080132	039200 - Tax Examiner IV	1.00	1	53,310	13,894	4,078	71,282
080133	062300 - Prop Valu Dist Advisor	1.00	1	50,336	33,487	3,851	87,674
080137	515500 - AGO Legal Assistant II	1.00	1	40,394	30,884	3,090	74,368
080139	039201 - Tax Examiner V	1.00	1	63,960	47,866	4,893	116,719
080140	037800 - Tax Examiner III	1.00	1	53,747	24,098	4,111	81,956
080141	026500 - Assistant Director of Tax Comp	1.00	1	90,064	42,927	6,890	139,881
080142	062100 - Property Tax Supervisor	1.00	1	94,744	50,921	7,248	152,913
080144	039303 - Tax Examiner VI	1.00	1	70,075	27,992	5,361	103,428
080145	089270 - Administrative Svcs Mngr II	1.00	1	74,298	29,441	5,683	109,422
080146	548500 - Taxpayer Services Sec Chief	1.00	1	74,298	39,757	5,683	119,738
080148	062300 - Prop Valu Dist Advisor	1.00	1	56,451	40,964	4,319	101,734
080150	039303 - Tax Examiner VI	1.00	1	63,523	16,549	4,859	84,931
080151	039201 - Tax Examiner V	1.00	1	65,998	43,447	5,049	114,494

Position Summary Report

1140010000-Tax - Administration/Collection

Position Number	Classification	FTE	Count	Gross Salary	State Benefits	Federally Mandated	Total
080152	549500 - Property Tax Specialist III	1.00	1	58,323	41,450	4,462	104,235
080155	039201 - Tax Examiner V	1.00	1	59,842	41,846	4,578	106,266
080156	208801 - Business Analyst - Tax	1.00	1	69,784	44,431	5,339	119,554
080157	039200 - Tax Examiner IV	1.00	1	47,549	32,757	3,637	83,943
080159	010500 - Tax Compliance Data Analyst	1.00	1	68,349	27,894	5,229	101,472
080160	549500 - Property Tax Specialist III	1.00	1	54,766	24,362	4,190	83,318
080163	042000 - Tax Policy Analyst	1.00	1	67,517	17,250	5,165	89,932
080165	036400 - Tax Compliance Officer IV	1.00	1	62,213	25,987	4,759	92,959
080166	552400 - PVR Field Director	1.00	1	92,685	50,385	7,090	150,160
080167	039303 - Tax Examiner VI	1.00	1	67,787	27,749	5,186	100,722
080173	001700 - Web Design & Info Mang Coord	1.00	1	70,075	44,506	5,361	119,942
080175	089030 - Financial Specialist II	1.00	1	56,077	24,704	4,290	85,071
080176	089040 - Financial Specialist III	1.00	1	45,011	32,094	3,444	80,549
080177	039200 - Tax Examiner IV	1.00	1	47,549	31,722	3,637	82,908
080178	548500 - Taxpayer Services Sec Chief	1.00	1	81,973	31,437	6,271	119,681
080179	062300 - Prop Valu Dist Advisor	1.00	1	62,213	42,462	4,759	109,434
080180	062300 - Prop Valu Dist Advisor	1.00	1	60,195	25,775	4,605	90,575
080183	089030 - Financial Specialist II	1.00	1	53,061	33,156	4,059	90,276
080185	039303 - Tax Examiner VI	1.00	1	72,509	37,849	5,547	115,905
080186	037804 - Tax Program Training Specialis	1.00	1	70,075	43,653	5,361	119,089
080187	036400 - Tax Compliance Officer IV	1.00	1	72,218	45,063	5,524	122,805
080189	037700 - Tax Examiner II	1.00	1	54,579	33,550	4,175	92,304
080190	552000 - Senior Property Assessor	1.00	1	70,075	18,755	5,361	94,191
080192	089040 - Financial Specialist III	1.00	1	62,670	26,418	4,795	93,883
080193	037700 - Tax Examiner II	1.00	1	42,328	37,292	3,238	82,858
080194	039201 - Tax Examiner V	1.00	1	65,998	36,520	5,049	107,567
080202	037800 - Tax Examiner III	1.00	1	55,474	15,032	4,243	74,749
080203	037700 - Tax Examiner II	1.00	1	47,091	22,367	3,603	73,061
080204	552200 - Compliance Audit Manager	1.00	1	90,064	49,703	6,890	146,657

Position Summary Report

1140010000-Tax - Administration/Collection

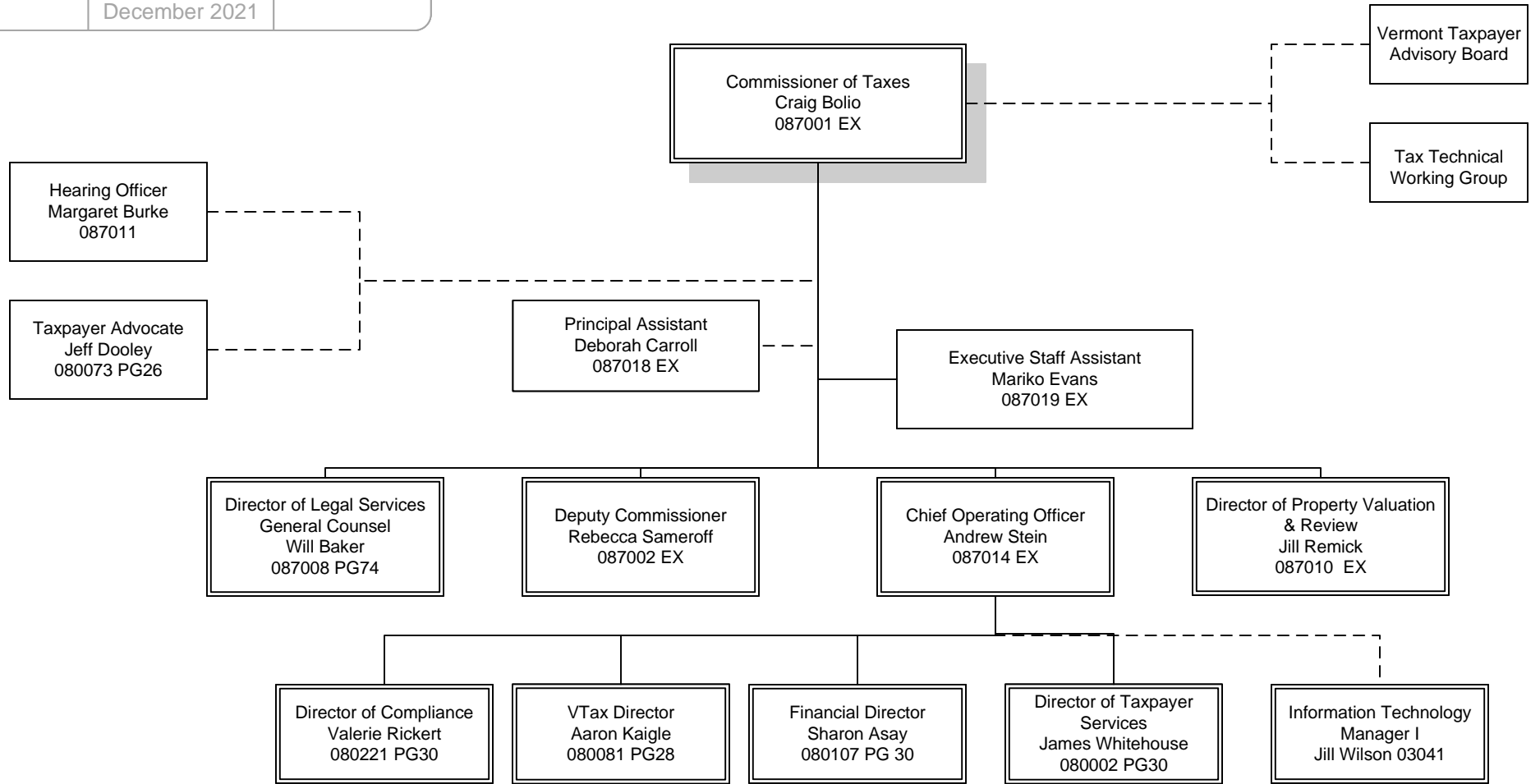
Position Number	Classification	FTE	Count	Gross Salary	State Benefits	Federally Mandated	Total
080205	037200 - Tax Field Auditor III	1.00	1	63,960	35,989	4,893	104,842
080206	037695 - Tax Field Auditor IV	1.00	1	61,547	41,981	4,708	108,236
080207	037200 - Tax Field Auditor III	1.00	1	67,517	43,954	5,165	116,636
080209	088800 - Tax Internal Audit Sect Chief	1.00	1	79,310	46,907	6,067	132,284
080210	506800 - Tax Compliance Corp Audit Spec	1.00	1	81,973	47,600	6,271	135,844
080211	028500 - Tax Field Auditor IV	1.00	1	70,075	44,506	5,361	119,942
080213	028500 - Tax Field Auditor IV	1.00	1	67,787	27,749	5,186	100,722
080214	028700 - Tax Field Auditor II	1.00	1	56,930	37,760	4,355	99,045
080215	037700 - Tax Examiner II	1.00	1	45,011	21,827	3,444	70,282
080217	028500 - Tax Field Auditor IV	1.00	1	65,707	43,370	5,027	114,104
080218	548500 - Taxpayer Services Sec Chief	1.00	1	81,973	40,673	6,271	128,917
080220	085250 - Business Project Manager	1.00	1	84,240	48,189	6,444	138,873
080221	038400 - Director of Tax Compliance	1.00	1	111,779	39,375	8,551	159,705
080222	549500 - Property Tax Specialist III	1.00	1	52,707	39,990	4,032	96,729
080223	037801 - Tax Education Specialist	1.00	1	55,474	40,710	4,243	100,427
080224	551600 - VTax Support Coordinator	1.00	1	60,195	35,011	4,605	99,811
080225	089080 - Financial Manager I	1.00	1	70,075	38,652	5,361	114,088
080226	036300 - Tax Compliance Officer III	1.00	1	55,037	24,433	4,210	83,680
080227	010500 - Tax Compliance Data Analyst	1.00	1	58,323	16,050	4,462	78,835
080228	515800 - AGO Paralegal II	1.00	1	55,037	40,596	4,210	99,843
087001	90120A - Commissioner	1.00	1	136,781	55,153	10,463	202,397
087002	90570D - Deputy Commissioner	1.00	1	117,811	23,870	9,012	150,693
087003	95866E - Staff Attorney I	1.00	1	61,880	16,226	4,734	82,840
087004	95868E - Staff Attorney III	1.00	1	86,486	48,918	6,616	142,020
087006	95869E - Staff Attorney IV	1.00	1	105,518	37,736	8,072	151,326
087008	95875E - Sr Asst Atty General	1.00	1	108,472	54,671	8,298	171,441
087010	95570B - Dir Prop Valu&Review	1.00	1	99,154	52,234	7,586	158,974
087011	95869E - Staff Attorney IV	1.00	1	92,227	50,421	7,055	149,703
087012	95869E - Staff Attorney IV	1.00	1	105,997	38,655	8,109	152,761

Position Summary Report

1140010000-Tax - Administration/Collection

Position Number	Classification	FTE	Count	Gross Salary	State Benefits	Federally Mandated	Total
087014	95010E - Executive Director	1.00	1	112,507	14,015	8,606	135,128
087018	95360E - Principal Assistant	1.00	1	73,424	38,205	5,617	117,246
087019	91590E - Private Secretary	1.00	1	51,958	23,459	3,974	79,391
Total		148.00	148	9,987,222	5,030,286	764,021	15,781,529

Fund Code	Fund Name	FTE	Count	Gross Salary	State Benefits	Federally Mandated	Total
10000	General Fund	148.00	148	9,987,222	5,030,286	764,021	15,781,529
Total		148.00	148	9,987,222	5,030,286	764,021	15,781,529



General Counsel
Will Baker
087008 PG74

Legal Assistant
Mark Vanderline-
Abernathy
080137 PG19

Tax Policy Analyst
John Gortakowski
080120 PG26

Appeals Attorney
Matthew Phillips
087003 EX

Tax Policy Analyst
Kirby Keeton
080086 PG26

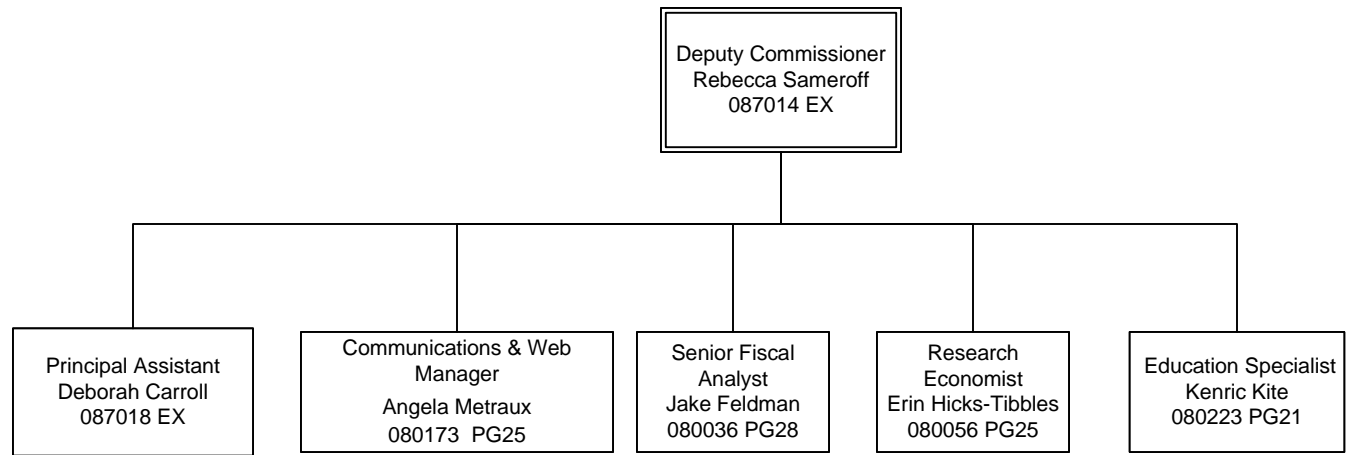
Tax Policy Analyst
Justin Oreizi
080163 PG26

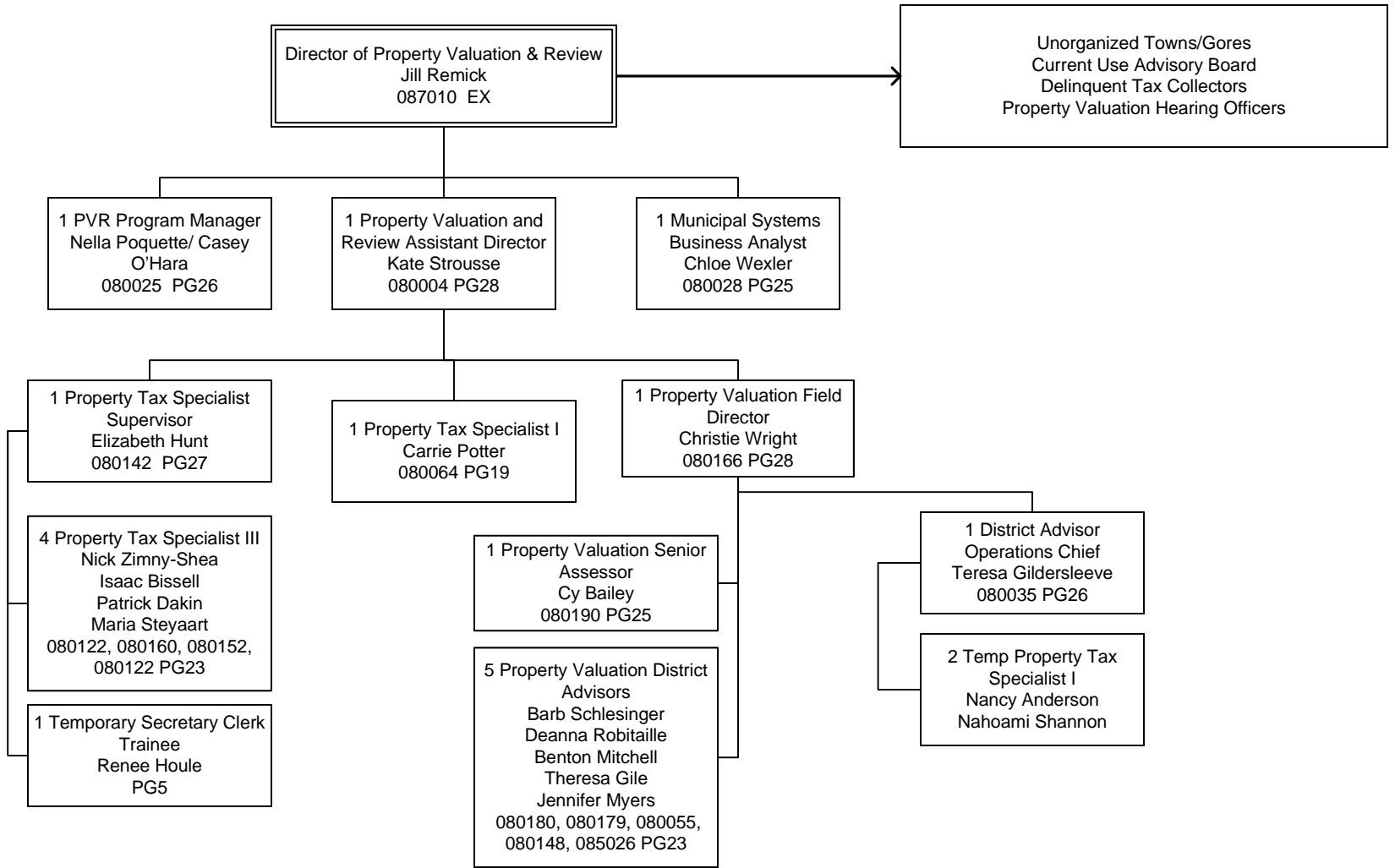
PVR Attorney
Suzanne Monte
087012 EX

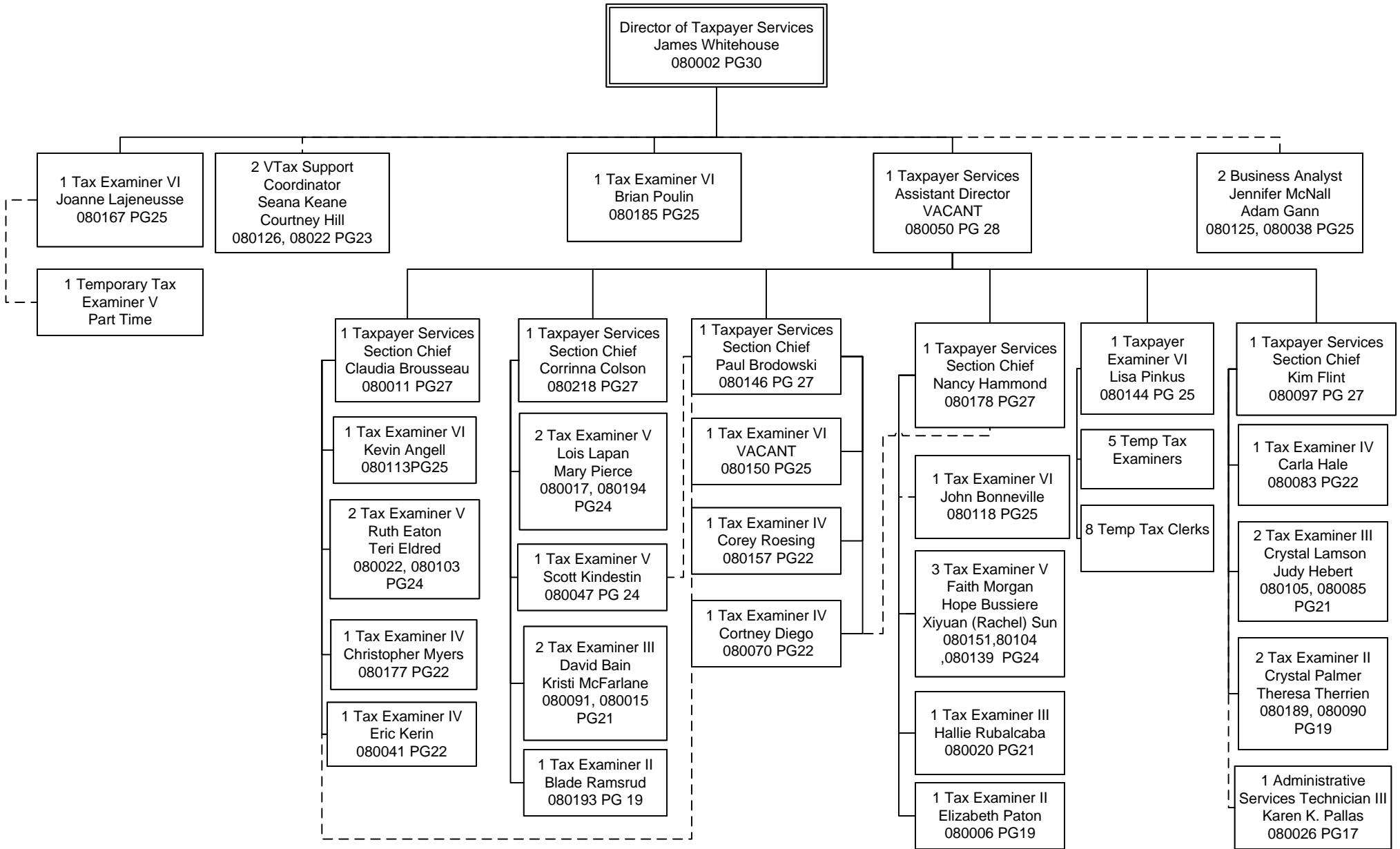
Appeals Attorney
Lauren Curran
087004 PG74

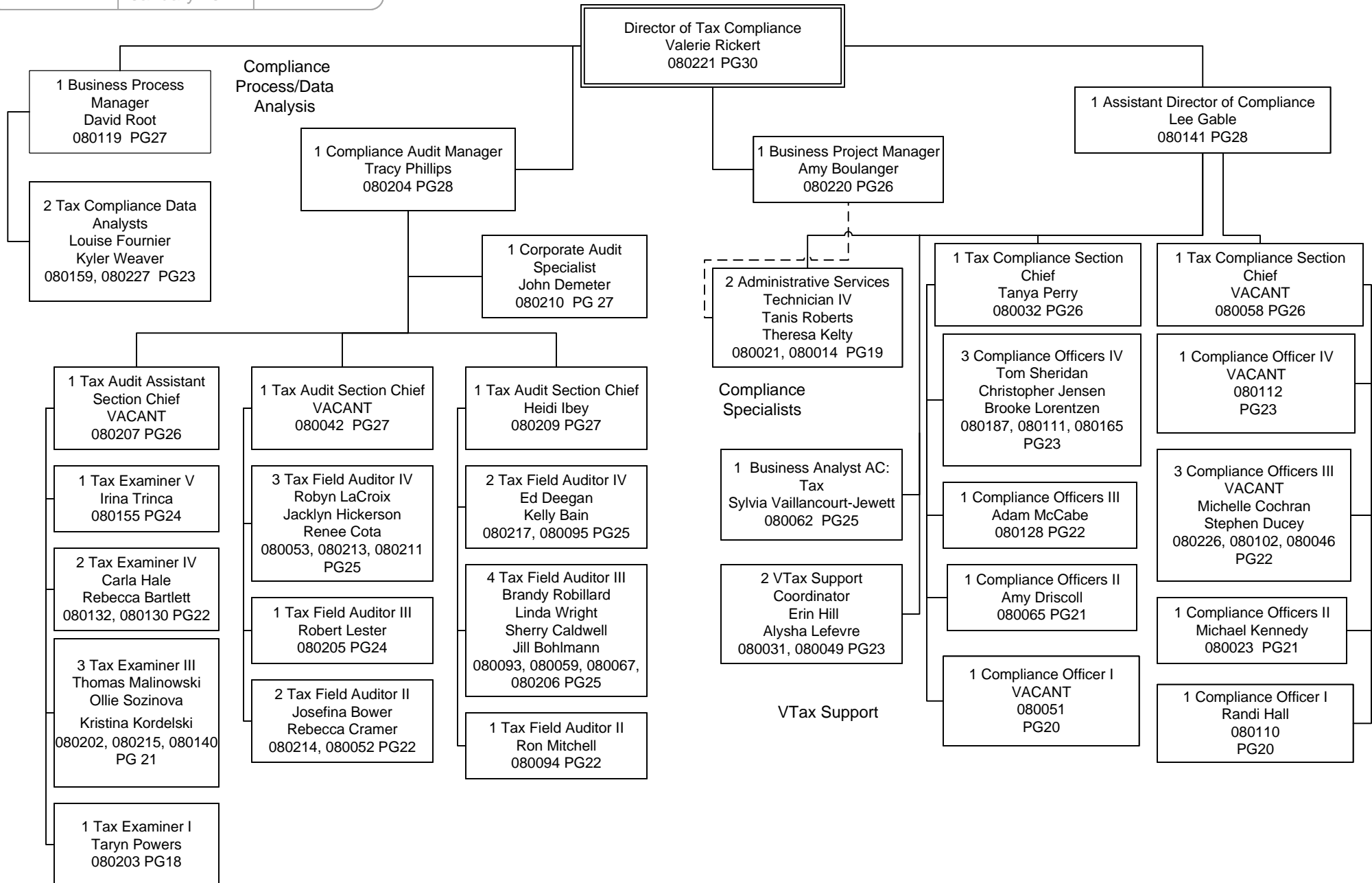
Compliance Attorney
Elizabeth Hannon
087006 EX

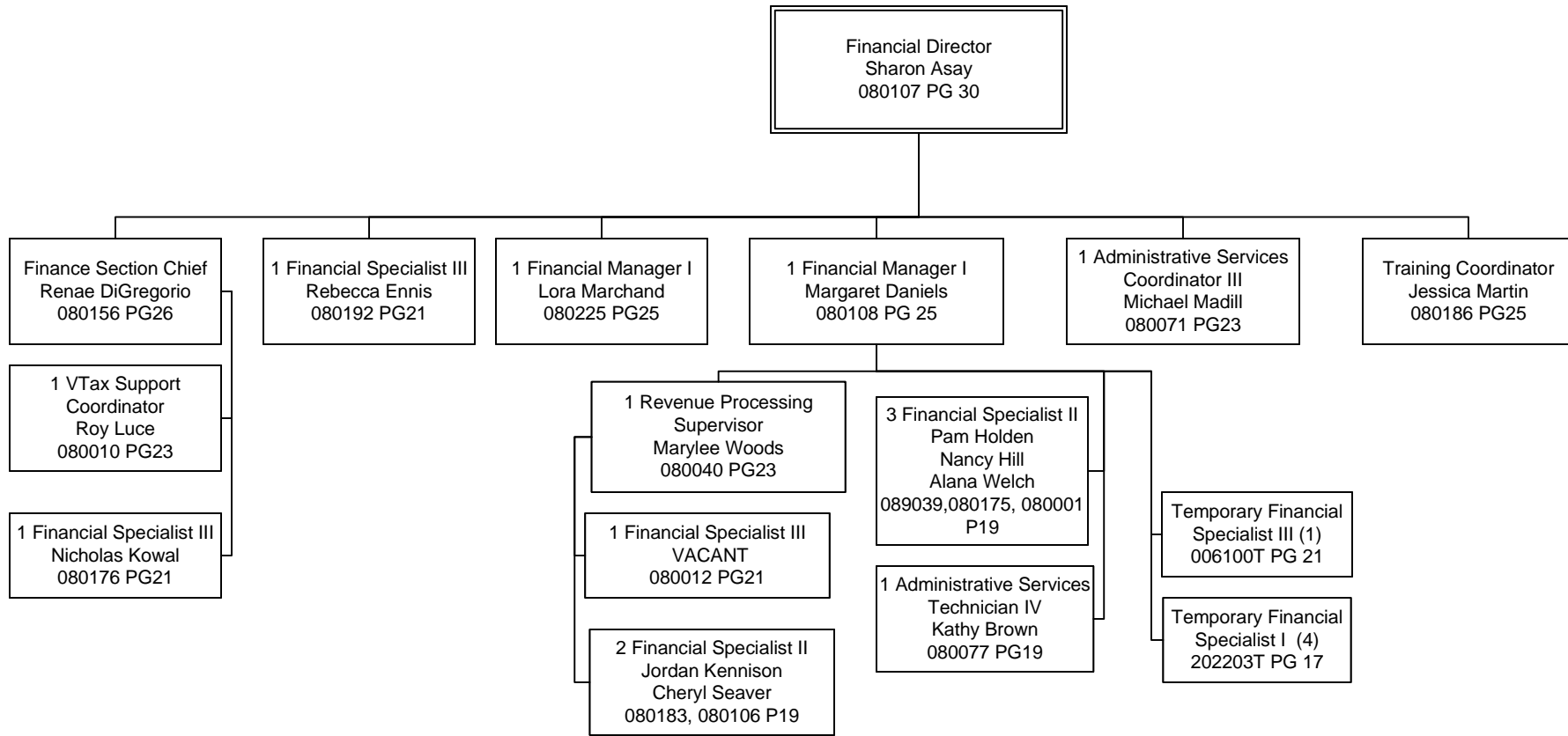
Paralegal
Tara Rogerson
087017 PG21

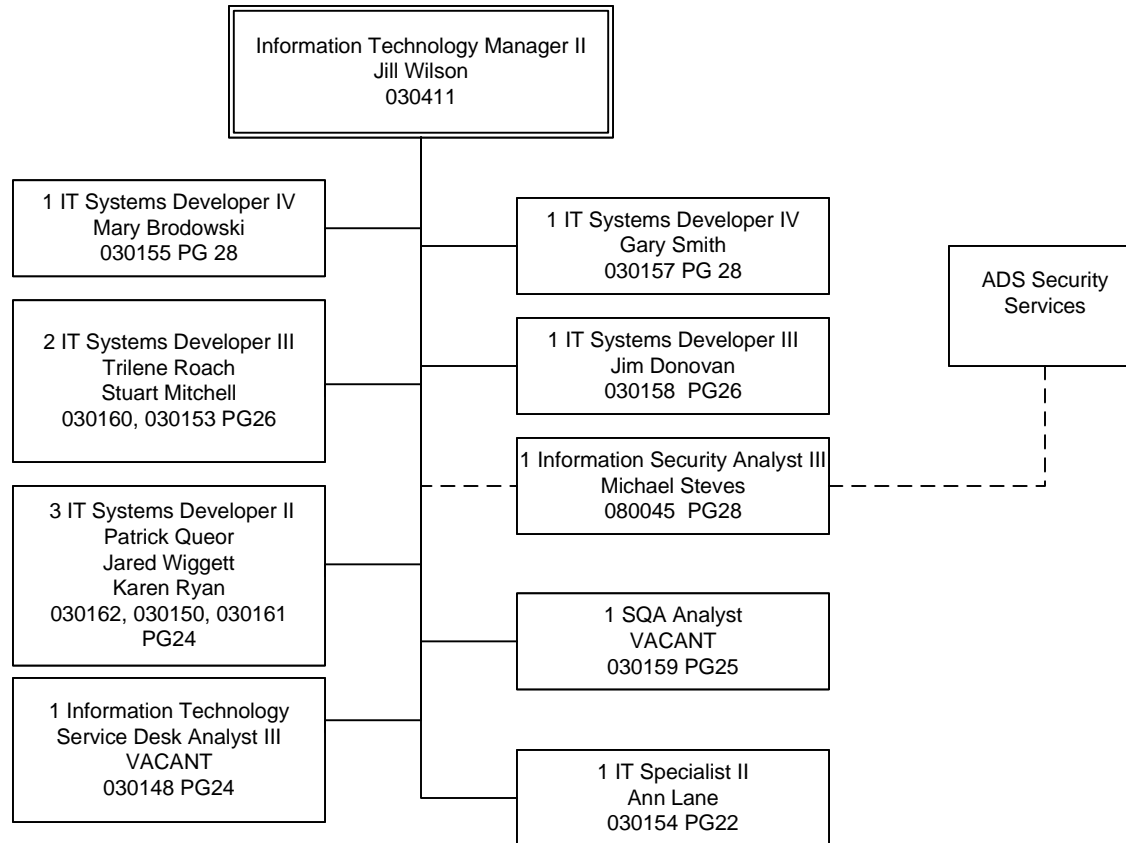




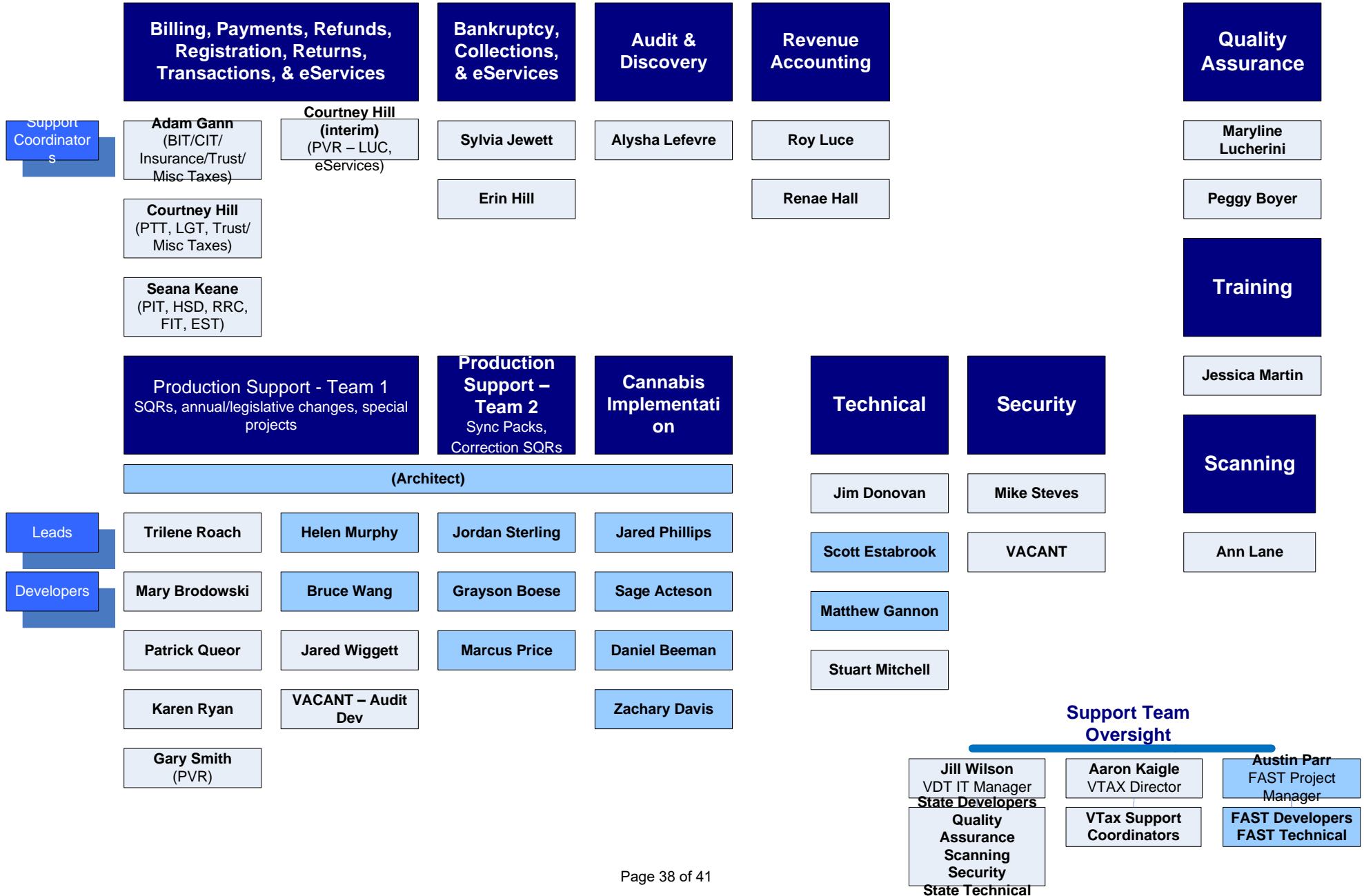








VTax – Production Support



**State of Vermont
Interdepartmental Transfers Receipts Report**

1140010000 - Tax - Administration/Collection

Budget Request Code	Fund	Justification	Budgeted Amount
11900	21500	MOU with JFO (BU01220) for Chambridge system use	\$34,109
Total			\$34,109

**State of Vermont
Grants to Non-State Entities Report**

114020000 - Payments in Lieu of Taxes

Budget Request Code	Fund	Justification	Budgeted Amount
11904	21485		\$9,750,000
		Total	\$9,750,000

114030000 - Payments in Lieu of Taxes - Correctional Facilities

Budget Request Code	Fund	Justification	Budgeted Amount
11902	21485		\$40,000
		Total	\$40,000

114040000 - Homeowner Rebate

Budget Request Code	Fund	Justification	Budgeted Amount
11905	10000		\$16,500,000
		Total	\$16,500,000

114060000 - Reappraisal and Listing Payments

Budget Request Code	Fund	Justification	Budgeted Amount
11907	10000		\$3,388,000
		Total	\$3,388,000

**State of Vermont
Grants to Non-State Entities Report**

1140070000 - Municipal Current Use

Budget Request Code	Fund	Justification	Budgeted Amount
11908	10000		\$17,800,000
Total			\$17,800,000

1140330000 - Renter Rebate

Budget Request Code	Fund	Justification	Budgeted Amount
11906	10000		\$9,500,000
Total			\$9,500,000

1150800000 - Payments in Lieu of Taxes - Montpelier

Budget Request Code	Fund	Justification	Budgeted Amount
11903	21485		\$184,000
Total			\$184,000
Grand Total			\$57,162,000